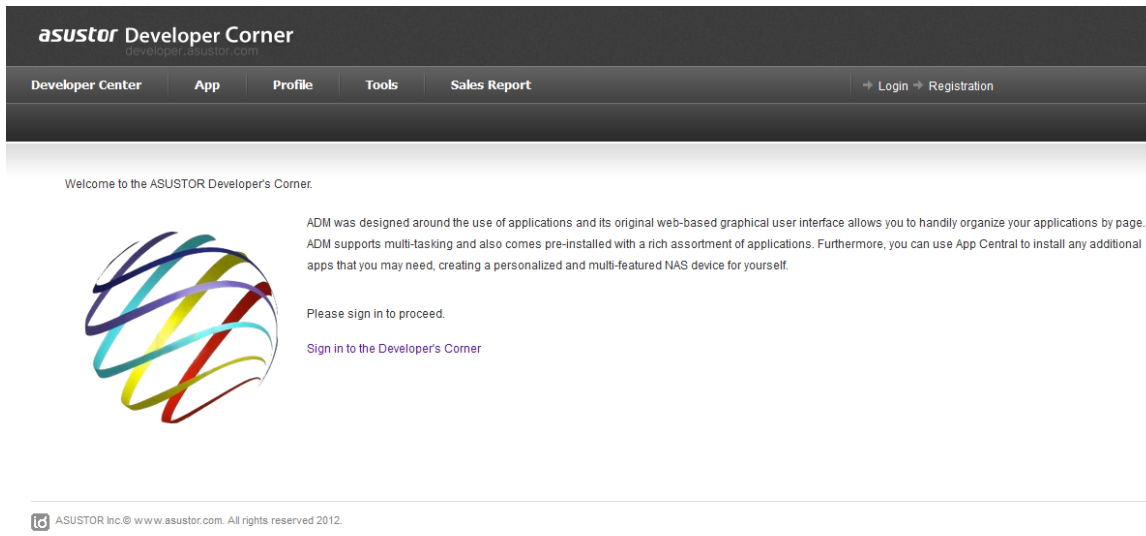


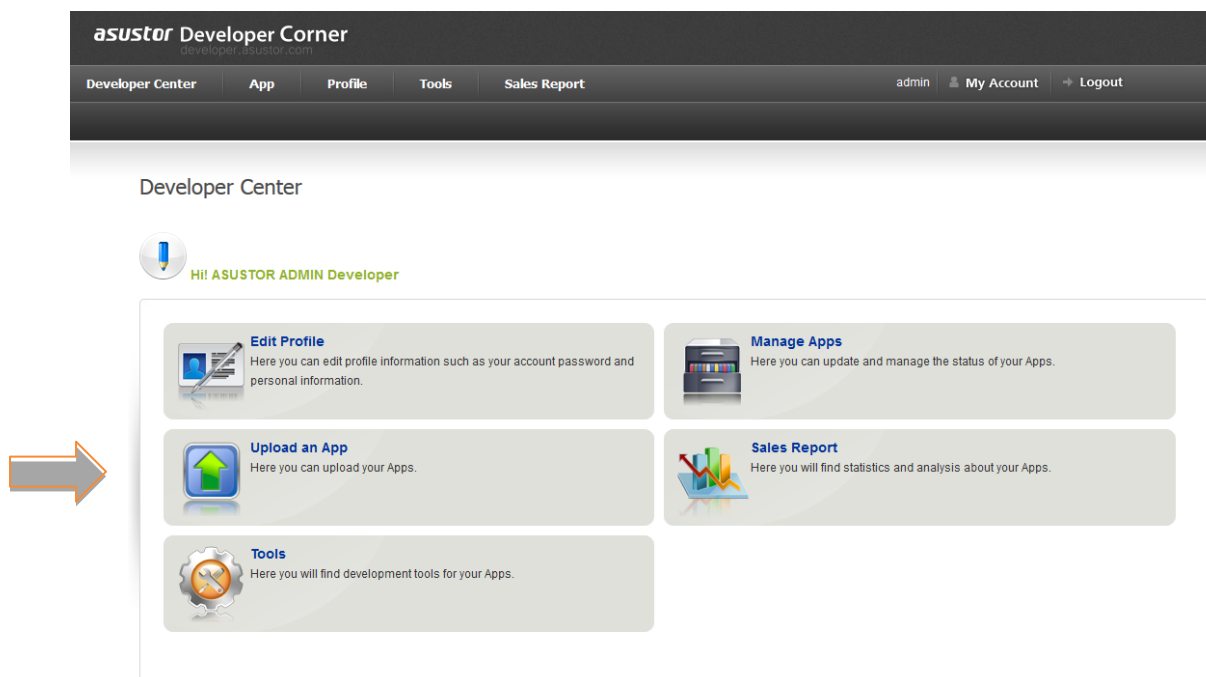
## What you need for publish an Apps

1. Your package file @.apk
2. A 256x256 icon
3. Description of your application in English and other language as you want.
4. At least one screenshot (600x300) of your application.

1. Login Developer Corner with you ASUSTOR ID or click registration to get one.



2. Go to Developer Center and then select "Upload an App".



### 3. Choose your apk file and click Submit

asustor Developer Corner

Developer Center App Profile Tools Sales Report admin My Account Logout

Manage Apps Upload an App

#### Upload App Package

1 Add App file 2 Upload to App parser 3 Add App details

1. Choose a file to upload: ASUSTOR\_x86-64.apk File Type: .apk (Please do not compress files to 7z, rar, zip, etc.)

Submit Reset

### 4. Fill out application's information.

PS. You must fill out all required information (make as \*) before submit this table.





















Manage Apps Upload an App

#### App Information


















1 Add App file 2 Upload to App parser 3 Save

* Package:	asustor
* App Name:	AUSTOR
* Version:	20130119
Depends:	git,python
* Size:	378812
* Installed Size:	1477133
* Category:	Please Select...
* ADM	ADM 2.0
* Architecture	x86-64
* Media Mode	<input checked="" type="radio"/> No media mode. <input type="radio"/> Some functions require media mode <input type="radio"/> Be sure to media mode to use
Ports	5050
* Is it Beta?	<input type="radio"/> Yes <input checked="" type="radio"/> No
<b>Developer Information</b>	
* Developer:	https://www.couchpota.to/

5. Click update icon to upload the application icon (256x256)

Icon	Package	Name (English)	Version	Category (English)	Maintainer	Last Update	Status	Options	
	ajaxplorer	AjaXplorer	any	4.2.2	Utility	JCW	2013-07-02 03:43:13	Ready for sale	  
	asir	ASIR	x86-64	0.3.2	Utility	ASUSTOR	2013-06-20 09:06:49	In Processing	  
	asus-sync-agent	ASUS WebStorage	x86-64	0.9.1.r1407	Backup & Sync	ASUSTOR	2013-07-15 07:28:37	Ready for sale	  
	asus-sync-agent	ASUS WebStorage	i386	0.9.1.r1407	Backup & Sync	ASUSTOR	2013-07-15 07:21:04	Ready for sale	  
	asustor	AUSTOR	x86-64	20130119	Utility	ASUSTOR	2013-07-19 06:23:38	In Processing	  

6. Click Submit review to finish the whole process.

Icon	Package	Name (English)	Version	Category (English)	Maintainer	Last Update	Status	Options	
	ajaxplorer	AjaXplorer	any	4.2.2	Utility	JCW	2013-07-02 03:43:13	Ready for sale	  
	asir	ASIR	x86-64	0.3.2	Utility	ASUSTOR	2013-06-20 09:06:49	In Processing	  
	asus-sync-agent	ASUS WebStorage	x86-64	0.9.1.r1407	Backup & Sync	ASUSTOR	2013-07-15 07:28:37	Ready for sale	  
	asus-sync-agent	ASUS WebStorage	i386	0.9.1.r1407	Backup & Sync	ASUSTOR	2013-07-15 07:21:04	Ready for sale	  
	asustor	AUSTOR	x86-64	20130119	Utility	ASUSTOR	2013-07-19 06:23:38	In Processing	